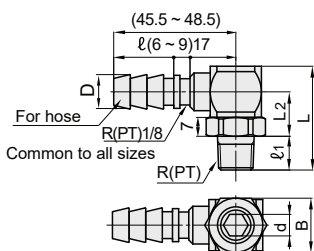
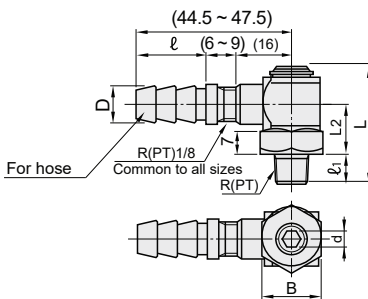


LSNM (L-shaped swivel type - Constant flow type)



For hose: R(P)T 1/8
Common to all sizes

LSN (L-shaped swivel type)




For hose: R(P)T 1/8
Common to all sizes

M Body: Brass
Inner parts: Brass, Fluoric rubber, Fluoric rubber grease

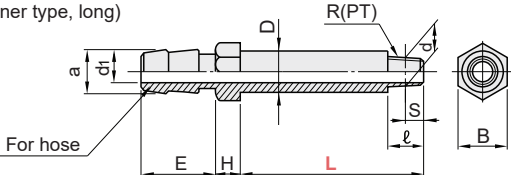
M Brass
Thread JIS B0203 tapered thread for tubing R(P)T

For hose		L	L ₂	Allen side B	Hexagonal wrench socket ○d	Tapered thread R (PT)	ℓ ₁	Part Number	
D	ℓ							TYPE	No.
12.6	22.5	35.5	16.5	20	○6	1/8	9.5	LSNM	1
		38.5			○8	1/4	12.5		2
		39.5			○8	3/8	13.5		3
		36.5	15.75	19	○5	1/8	9.5	LSN	1
		39.5			○6	1/4	12.5		2
		42.5			○8	3/8	13.5		3



M Brass (C3604)
Thread JIS B0203 tapered thread for tubing R(P)T

NPL (Spanner type, long)



For hose: R(P)T

For hose			D	Allen side B	H	Tapered thread R (PT)	ℓ	S	d	Part Number		L
a	d ₁	E								TYPE	No.	
12	6	21	10.5	14	7	1/8	10	3.97	9.728	NPL	1	50 100 150
	8		13.8			1/4		6.01	13.157		2	
15	10	28	16.8	17	8	3/8	12	6.35	16.662		3	



Order Example

TYPE	L
LSNM2	
NPL1	150